



# Donald E. Long School

1401 NE 68<sup>th</sup> Pl., Portland, Oregon 97213 • (503) 988-3577

## Program Description

---

Educational services leading up to a diploma and/or GED are provided to students (ages 11-18) detained and/or incarcerated in the Donald E. Long Juvenile Detention Center in accordance with Oregon Administrative Rule 581-015-2585. The Donald E. Long School is located inside the Donald E. Long Detention Center which currently houses a maximum of 96 youths in up to six units at a time.

## Student History

---



Average Daily Attendance Rate

100%\*



Average Daily Students Served

55



Average Length in Program

15  
Days



Students Served in a Calendar Year

577



Average # Credits Earned Per Student Enrollment

0.9



Median # Credits Earned Per Student Enrollment

0.3



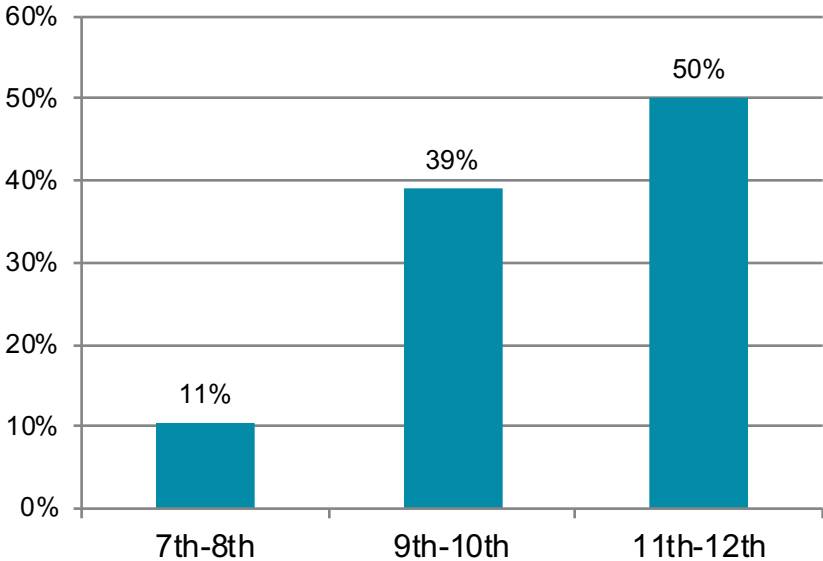
Percent of Students Enrolled in CTE

0

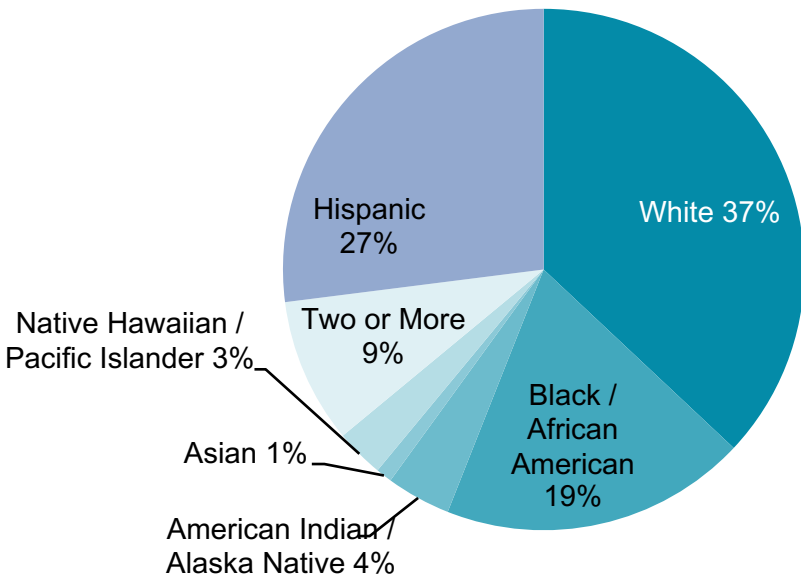
# Student Demographics 2018-2019

---

## Grade Levels Served



## Race / Ethnicity Distribution



# Students

% Students Multiple Enrollments	% Students Previously Listed as Dropouts	Male:Female:X	% English Language Learner
36%	**	75:24:1	6%

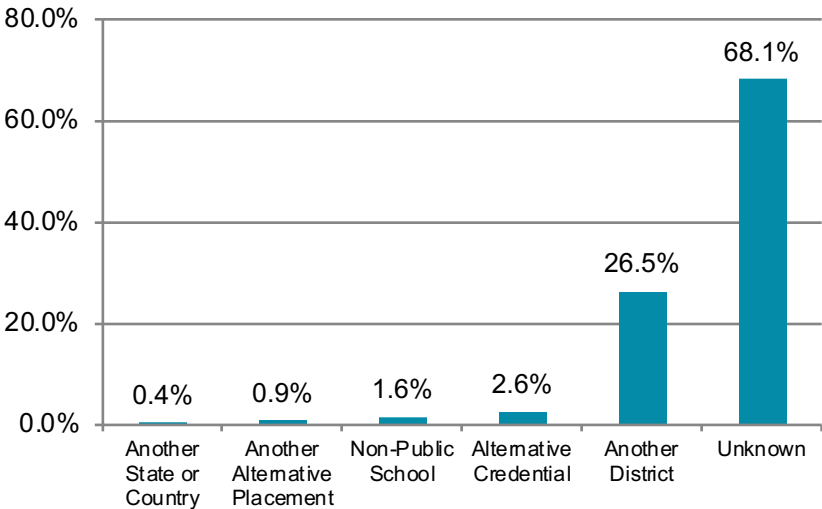
% Special Education	% Talented and Gifted	% Section 504	% Economically Disadvantaged
32%	**	3%	>95%

# Staff

Teaching Staff	Support Staff	Administrators	Instructional Assistants
2.9	0.84	0.78	3

\*\* Data was not tracked in 2018-2019

# Post Program Outcome



# Performance Measures

STAR assessments are taken as pre and post at 12-week intervals. Growth is indicated as the averaging of all 12-week intervals in a school year. Student growth is measured as Grade Equivalent.

Participation rate criteria are in place to ensure district tests all eligible students.

Performance of students enrolled in the program for at least 12 weeks.

Did at least 95% of students in this program take required assessments? No.

	2017-18 Growth	2018-19 Intake	2018-19 Growth
<b>English Language Arts</b>			
Students in grades 7-8	N/A	2.4	*
Students in grades 9-10	N/A	6.0	+0.8
Students in grades 11-12	N/A	5.3	-0.4
<b>Mathematics</b>			
Students in grades 7-8	N/A	3.4	*
Students in grades 9-10	N/A	5.8	+1.6
Students in grades 11-12	N/A	6.3	+0.8

\* Sample size is too small to publish data



MESD is a nationally accredited educational cooperative that provides programs, services, and academic placement options on a regional basis to school districts in Multnomah County and beyond.