











Helensview School

8678 NE Sunner St., Portland, Oregon 97220 (503) 262-4150

Program Description

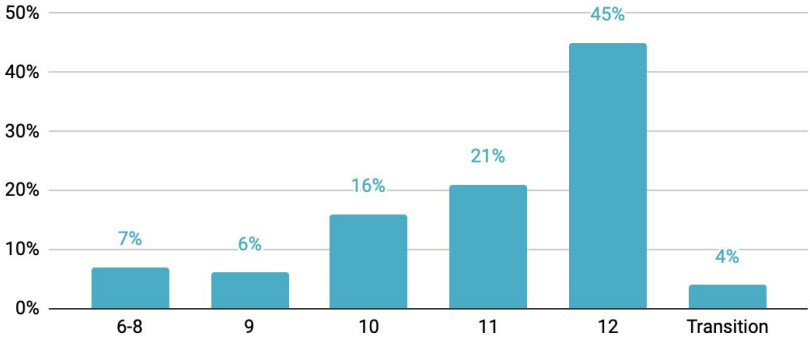
Helensview is an accredited alternative middle / high school (ages 12-21) that offers students multiple pathways to graduation with a standard diploma.

Student History

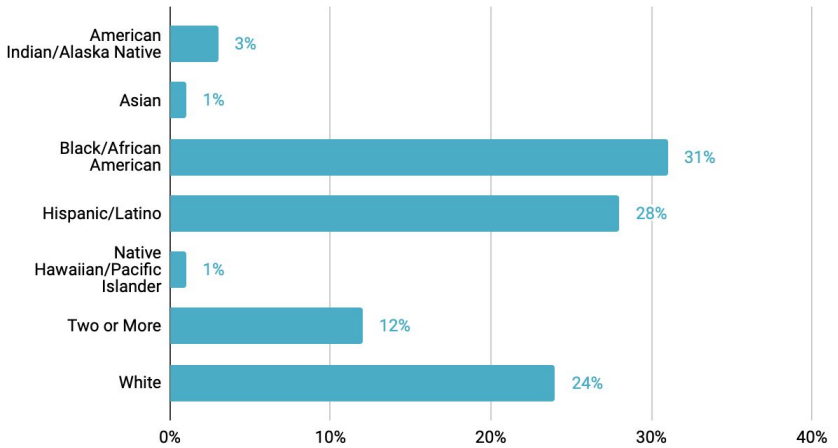
	Students Served in a Calendar Year	190
	Average Daily Attendance Rate	80%
	Average Daily Students Served	137
	Average Credits Earned for Students Enrolled for a Full Year	5.14
	Percent of Students Enrolled in CTE	57%
	Percent of Students Enrolled in Dual Credit	8%
	Percent of Seniors Completing FAFSA	34%
	Number of students who graduated	30

Student Demographics 2022-23

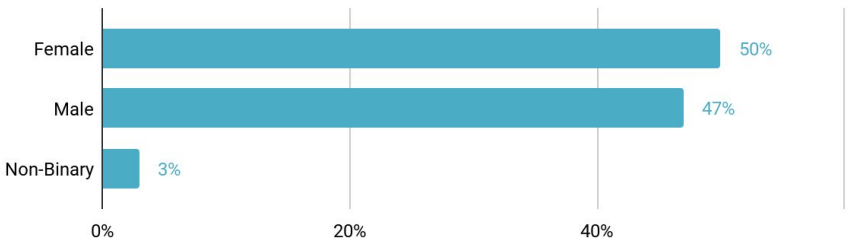
Grade Levels Served



Race/Ethnicity of Students Served



Gender Identity



Students

Districts Served	Total Students Served	% Special Education	% Section 504
8	190	41%	*

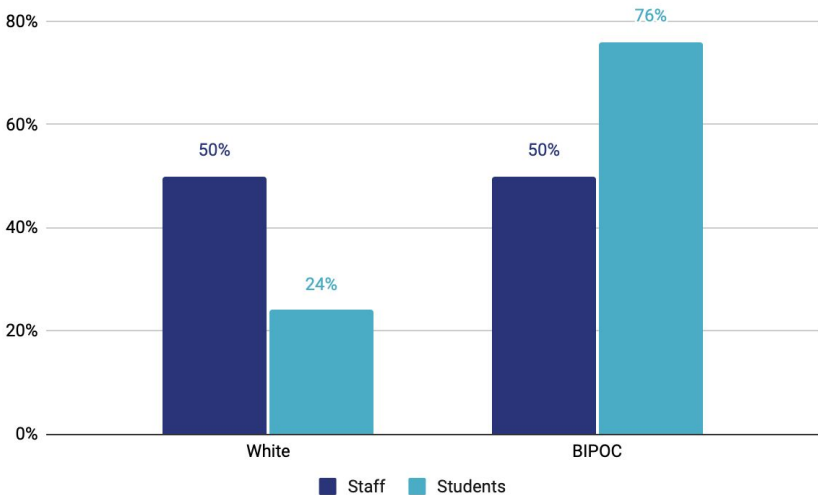
% Talented and Gifted	% English Language Learner	% Parenting	% Economically Disadvantaged
*	9%	6%	*

* <10 students or data unavailable

Staff

Teaching Staff	Support Staff	Administrators	Instructional Assistants
16.7	19.1	2.05	0

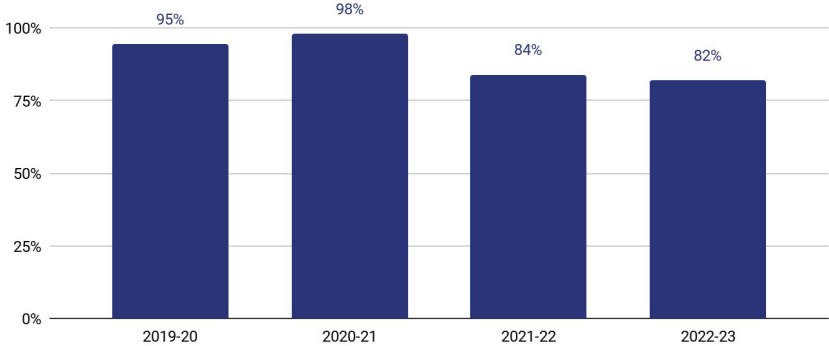
Staff and Student Race/Ethnicity



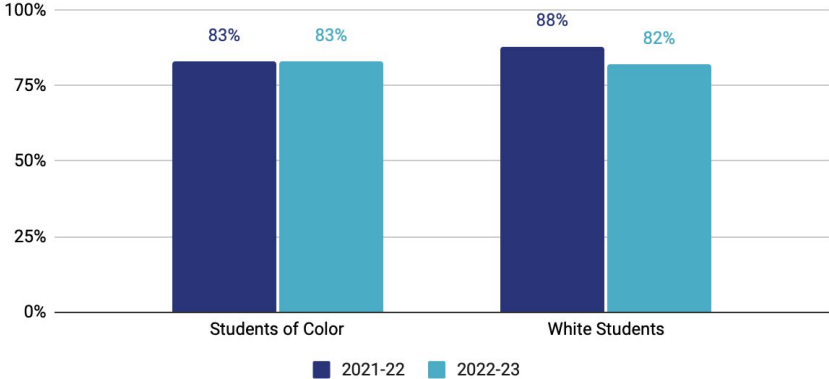
Average Daily Attendance

Average Daily Attendance (ADA) rate is calculated by dividing the total days of attendance (all days each student is present) by the total number of student days (membership days) offered to these students over the entire school year.

Average Daily Attendance by School Year



Average Daily Attendance by Race/Ethnicity

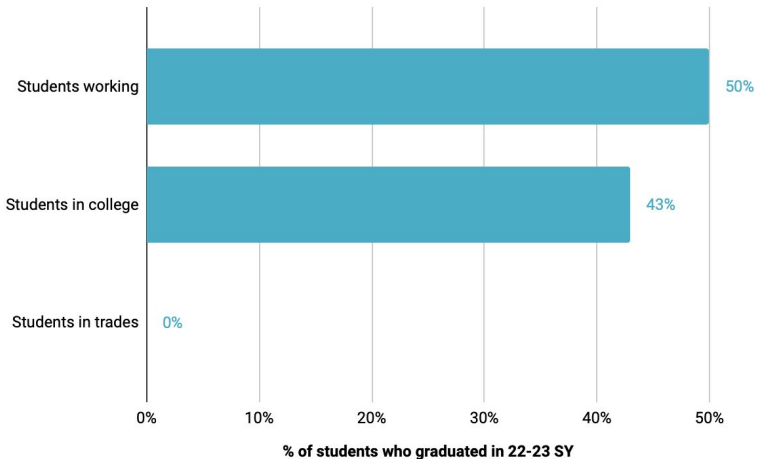


Performance Measures

MAP® Growth™ measures what students know and informs what they're ready to learn next. By dynamically adjusting to each student's responses, MAP Growth creates a personalized assessment experience that accurately measures performance.

MAP Growth	Number of students who were tested in fall and spring	Number of students who demonstrated growth	Percent of students who demonstrated growth
Reading	14	12	86%
Math	12	7	58%

Post-Program Outcomes



MESD is a nationally accredited educational cooperative that provides programs, services, and academic placement options on a regional basis to school districts in Multnomah County and beyond.