







Hospital School Programs – General

Program Description

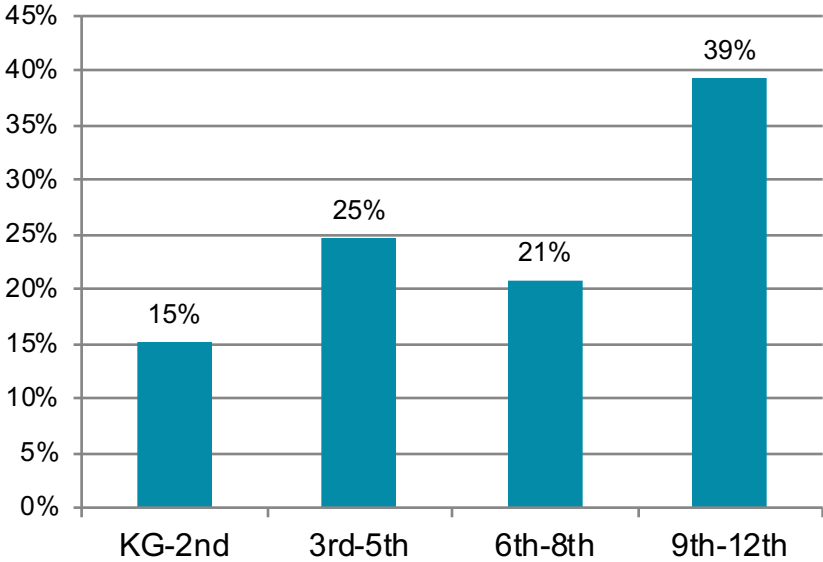
The Hospital School Program provides a flexible and motivational educational experience through instruction and educational support to students up to age 21 with significant, acute medical, rehabilitation or mental health needs during the course of their hospitalization and / or ongoing treatment. The General program includes sites at Doernbecher Children’s Hospital, Randall – Acute Care, Rehabilitation, and Montgomery Park, and Shriners Children’s Hospital.

Student History

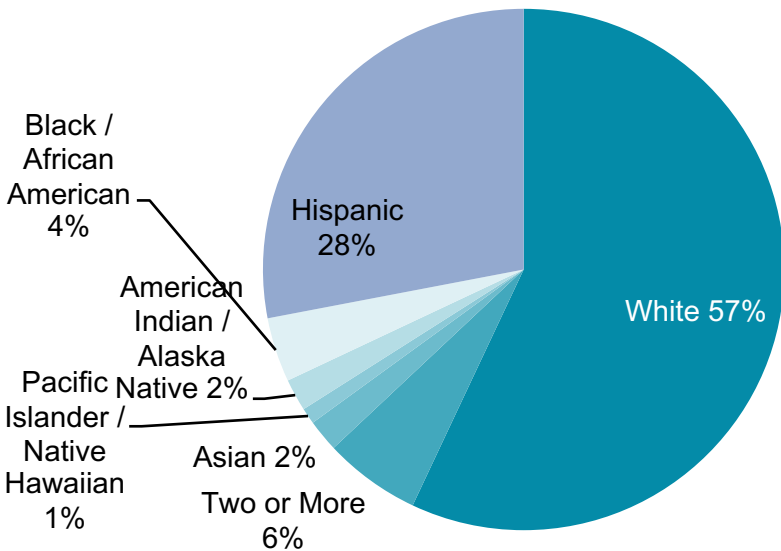
	Average Length of Stay	11 Days
	Maximum Length of Stay	204 Days
	Average Instructional Time Per Student	4.3 Hours
	Total Students Served	1837
	% Head Count	72%
	% Enrolled	28%

Student Demographics 2018-2019

Grade Levels Served



Race / Ethnicity Distribution



Students

Total Students Served	Students Working with Transition Specialist	Male:Female:X	% English Language Learner
1834	66	45:55:<1*	9%*

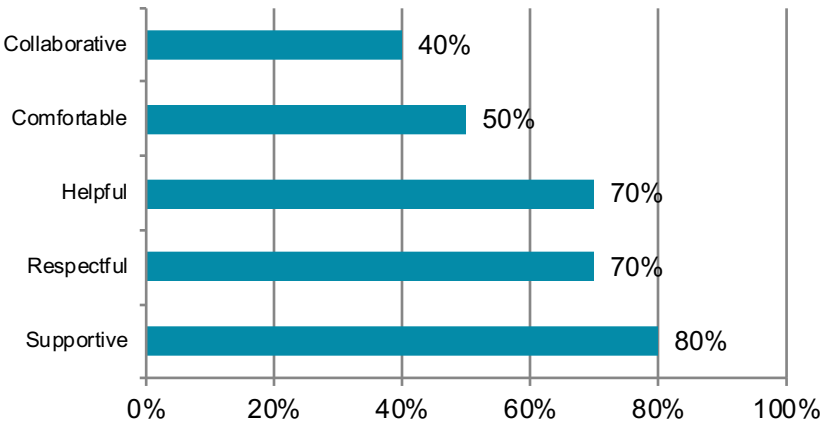
% Special Education	% Section 504	Time to Reenroll in School	% Students with Educational Discharge Info
29%*	17%*	**	**

Staff

Teaching Staff	Support Staff	Administrators	Instructional Assistants
14.07	2.29	1.25	2.96

* Data based on enrolled students only
 ** Data was not tracked in 2018-2019

Parent Satisfaction



Parent responses to when asked to describe interactions with staff.
 Based on response from 10 parents.

Performance Measures

STAR assessments are taken as pre and post at 12-week intervals. Growth is indicated as the averaging of all 12-week intervals in a school year. Student growth is measured as Grade Equivalent.

Participation rate criteria are in place to ensure district tests all eligible students.

Performance of students enrolled in the program for at least 12 weeks.

Did at least 95% of students in this program take required assessments? No

	2017-18 Growth	2018-19 Intake	2018-19 Growth
English Language Arts			
Students in grades 2-3	N/A	3.27	*
Students in grades 4-5	N/A	3.53	-0.2
Students in grades 6-8	N/A	4.15	*
Students in grades 9-12	N/A	4.93	*
Mathematics			
Students in grades 2-3	N/A	3.37	*
Students in grades 4-5	N/A	2.75	+0.8
Students in grades 6-8	N/A	6.82	*
Students in grades 9-12	N/A	5.70	*

* Sample size is too small to publish data



MESD is a nationally accredited educational cooperative that provides programs, services, and academic placement options on a regional basis to school districts in Multnomah County and beyond.