








Knott Creek

11456 NE Knott St. Portland, Oregon 97220 | (971) 229-6470

Program Description

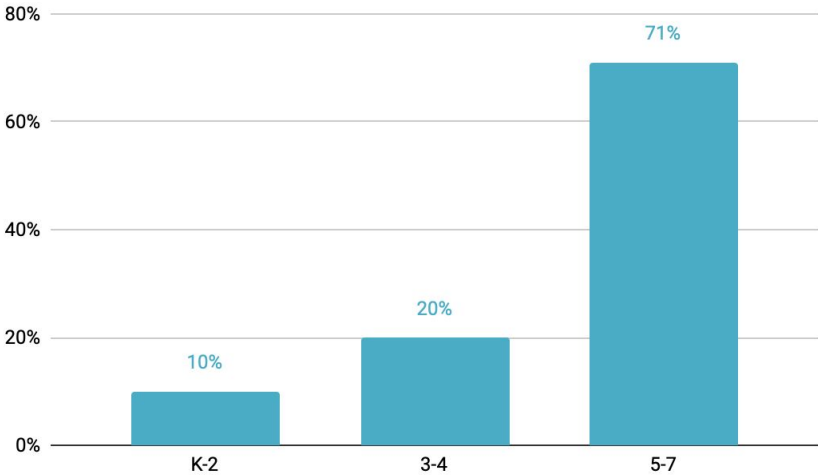
Knott Creek school provides educational programs for students ages K-6th grade on IEPs who have had persistent behavior challenges in school. Students are taught new social and academic skills and strategies that will allow them to be successful in school as well as in the community and work place. The Creeks schools serve students from Multnomah County and other school districts by contract.

Student History

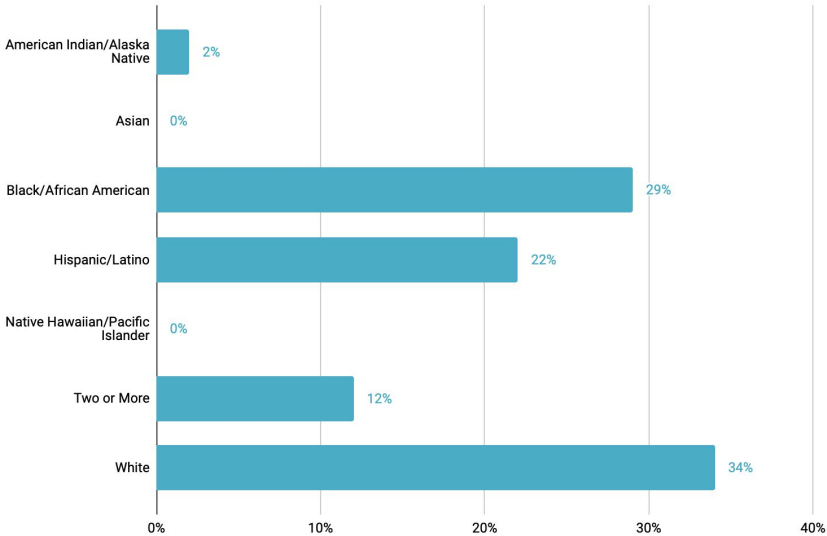
	Students Served in a Calendar Year	41
	Average Length in Program	Full Year
	Average Daily Attendance Rate	91%
	Average Daily Students Served	33
	Students Transferred to Less Restrictive Environment	3

Student Demographics 2022-23

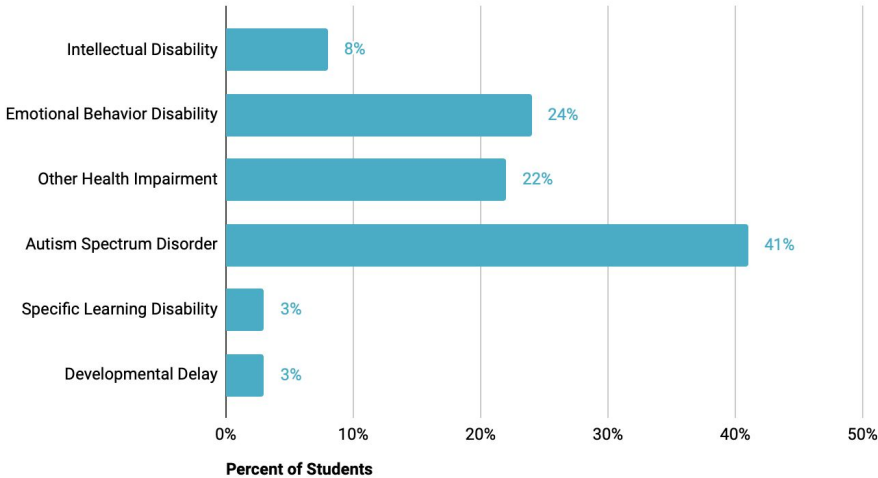
Grade Levels Served



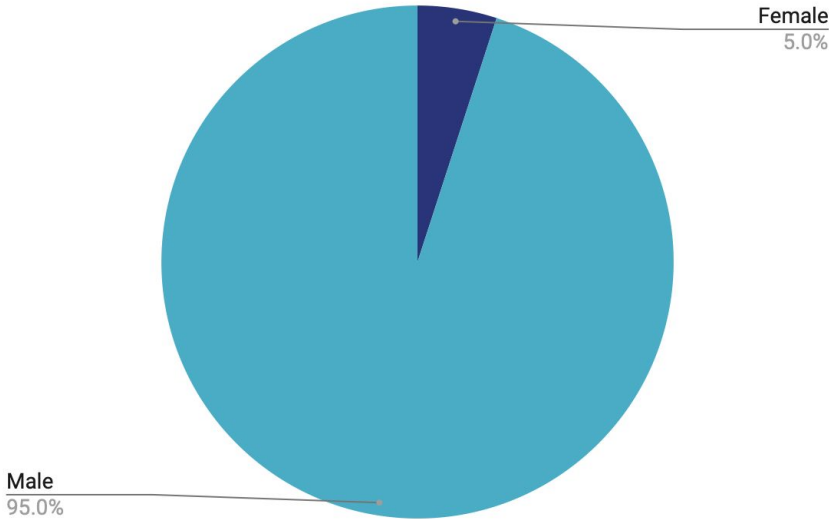
Race/Ethnicity of Students Served



Special Education Eligibility - Primary Disability



Student Gender Identity



Students

Districts Served	Total Students Served	% Special Education	% English Language Learner
6	41	90%	*

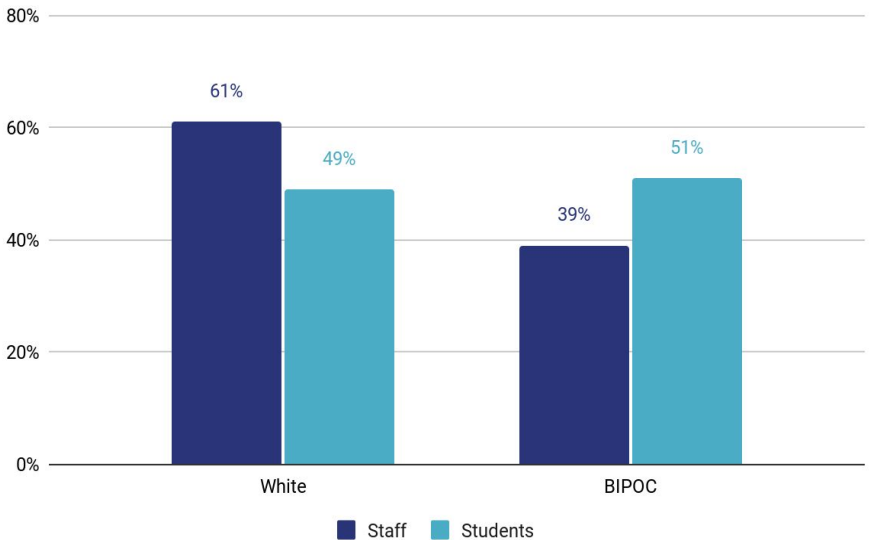
% Students with Multiple Disabilities	% Talented and Gifted	% Section 504	% Economically Disadvantaged
57%	*	*	60%

* <10 students or data unavailable

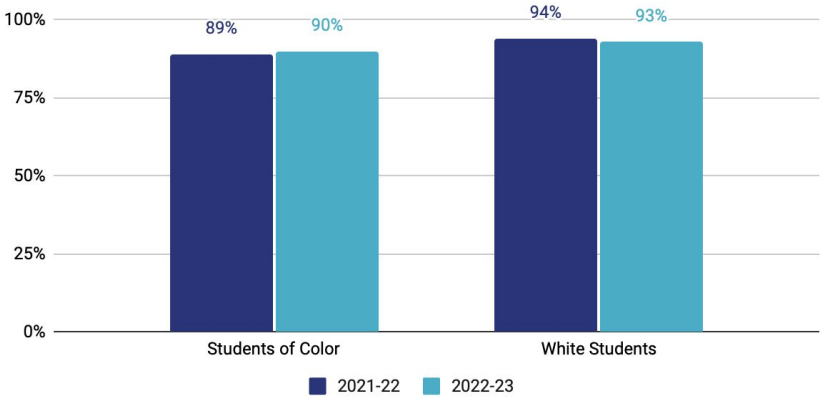
Staff

Teaching Staff	Support Staff	Administrators	Instructional Assistants
9	8	2	33

Staff and Student Race/Ethnicity



Disaggregated Student Average Daily Attendance



Incidents Involving Restraint and Seclusion

	21-22 SY	22-23 SY
Total incidents involving restraint seclusion	156	92
Average incidents per student	2.4	2.2
% students restrained or secluded	28%	39%
Average incidents per student of color	1.6	2.0
Average incidents per white student	3.8	2.7

Performance Measures

STAR assessments are taken as pre and post at 12-week intervals. Growth is indicated as the averaging of all 12-week intervals in a school year. Student growth is measured as Grade Equivalent. Participation rate criteria are in place to ensure district tests all eligible students.

STAR Scores	2022-23 Intake GE	Number of Students included in intake Calculation	2022-23 Growth (GE)	Number of Students included in intake Calculation
Math: Students in grades K-2	*	*	*	*
Math: Students in grades 3-4	*	*	*	*
Math: Students in grades 5-6	2.4	13	*	*
Math: Students in grades 7-8	3.5	13	*	*
Reading: Students in grades K-2	*	*	*	*
Reading: Students in grades 3-4	*	*	*	*
Reading: Students in grades 5-6	3.0	10	*	*
Reading: Students in grades 7-8	3.5	12	*	*
<i>* <10 students or data unavailable</i>				



MESD is a nationally accredited educational cooperative that provides programs, services, and academic placement options on a regional basis to school districts in Multnomah County and beyond.