









# Ponderosa Creek JDEP

4400 Lochner Rd SE, Albany, Oregon 97322 | (541) 791-9397

## Program Description

Educational Services leading up to a diploma and/or GED are provided to students (ages 11-18) detained and/or incarcerated in the Linn Juvenile Detention Center in accordance with Oregon Administrative Rule 581-015-2585. The Linn JDEP School, located next to the Oak Creek Youth Correctional Facility, currently houses a maximum of seventeen youth at one time.

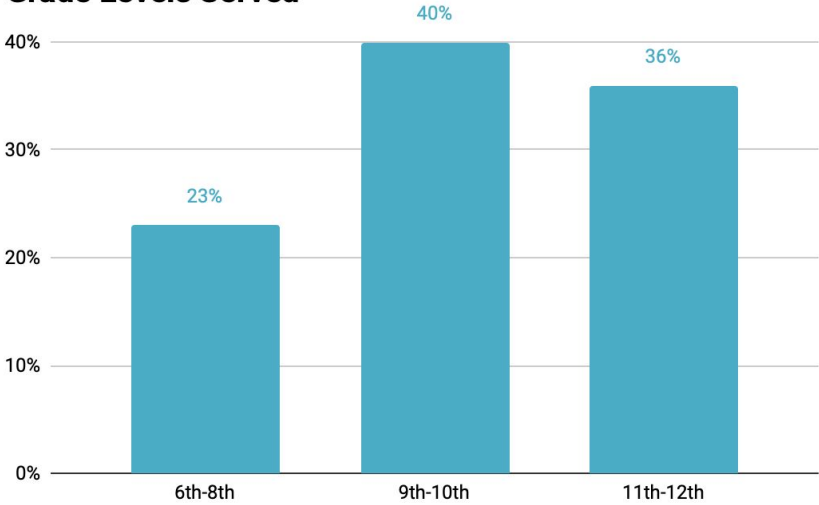
## Student History

|   |                                    |          |
|---|------------------------------------|----------|
|    | Students Served in a Calendar Year | 154      |
|    | Average Daily Students Served      | 10       |
|  | Average Daily Attendance Rate      | 100%     |
|  | Average Length of Stay             | 12 days  |
|  | Maximum Length in Program          | 155 days |
|  | Participation in CTE Courses       | 100%     |

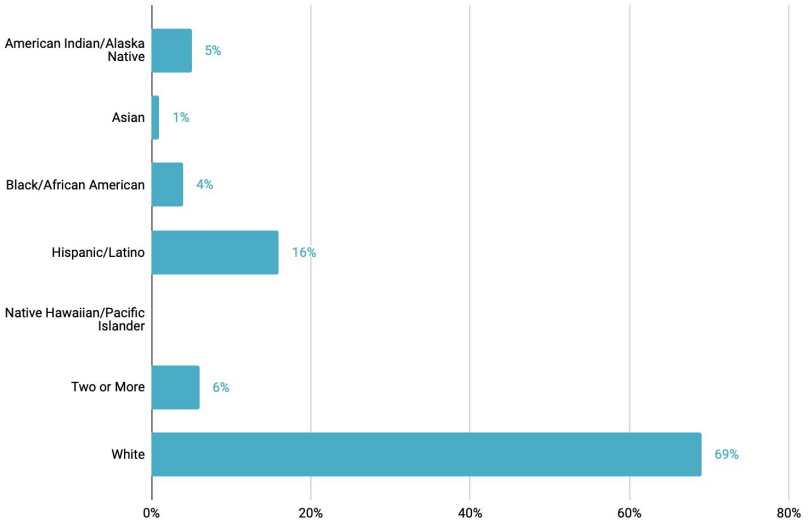
# Student Demographics 2022-23

---

## Grade Levels Served



## Race/Ethnicity of Students Served



## Students

| Total Students Served | % Students w/ Multiple Enrollments | % Enrolled in Another District on Exit | % English Language Learner |
|-----------------------|------------------------------------|--|----------------------------|
| 154                   | 41%                                | 17%                                    | *                          |

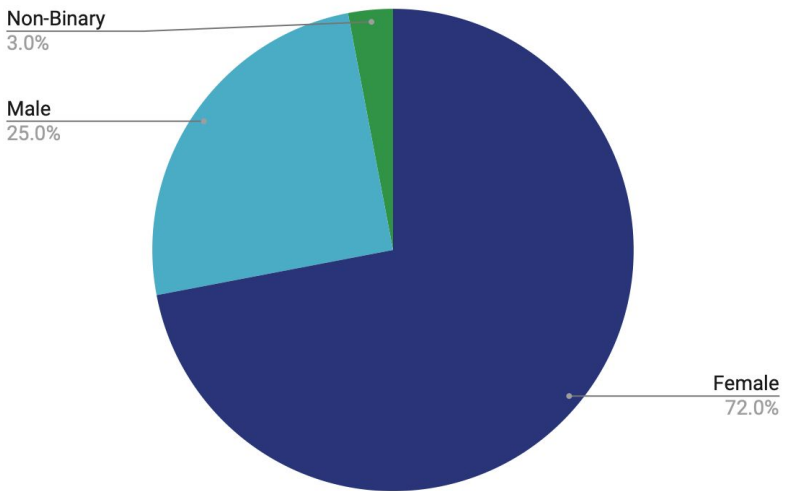
| % Special Education | % Talented and Gifted | % Section 504 | % Economically Disadvantaged |
|---------------------|-----------------------|---------------|------------------------------|
| 42%                 | *                     | 6%            | >95%                         |

\* <10 students or data unavailable

## Staff

| Teaching Staff | Support Staff | Administrators | Instructional Assistants |
|----------------|---------------|----------------|--------------------------|
| 0.7            | 0             | 0.15           | 1.0                      |

## Gender Identities of Students Served



# Performance Measures

STAR assessments are taken as pre and post at 12-week intervals. Student intake and growth is measured as Grade Equivalent. Intake data include all students who completed an assessment intake. Students are not typically enrolled at Ponderosa Creek long enough to take the test more than once.

| STAR Scores                                  | 2022-23 Intake (GE) | Number of Students included in intake Calculation | 2022-23 Growth (GE) | Number of Students Included in Growth Calculation |
|--|---------------------|---|---------------------|---|
| Math: Students in grades 6-8                 | 4.95                | 24  | *                   | 3   |
| Math: Students in grades 9-10                | 5.86                | 34  | *                   | 4   |
| Math: Students in grades 11-12               | 5.81                | 31  | *                   | 3   |
| Reading: Students in grades 6-8              | 5.02                | 24  | *                   | 1   |
| Reading: Students in grades 9-10             | 6.35                | 31  | *                   | 4   |
| Reading: Students in grades 11-12            | 6.28                | 31  | *                   | 3   |
| <i>* &lt;10 students or data unavailable</i> |                     |   |                     |   |



MESD is a nationally accredited educational cooperative that provides programs, services, and academic placement options on a regional basis to school districts in Multnomah County and beyond.