








Yamhill JDEP

535 NE 5th St, McMinnville, Oregon 97128 • (503) 434-7367

Program Description

Educational services leading up to a diploma and/or GED are provided to students (ages 11-18) detained and/or incarcerated in the Yamhill Juvenile Detention Center in accordance with Oregon Administrative Rule 581-015-2585. The Yamhill JDEP School is located inside the Yamhill Court Complex which currently houses a maximum of eighteen youth at one time.

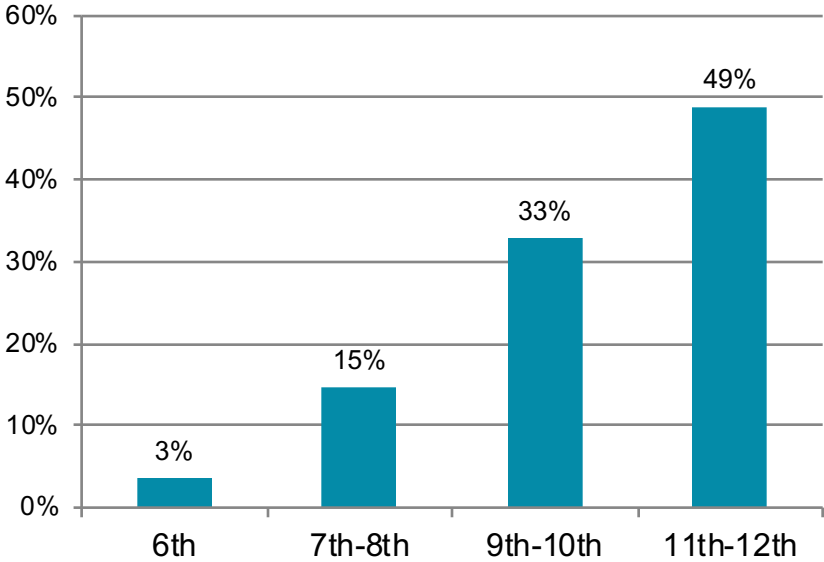
Student History

	Average Daily Attendance Rate	100%*
	Average Daily Students Served	9
	Average Length in Program	11 Days
	Students Served in a Calendar Year	143
	Average # Credits Earned Per Student Enrollment	1.47
	Median # Credits Earned Per Student Enrollment	0.8
	Percent of Students Enrolled in CTE	0

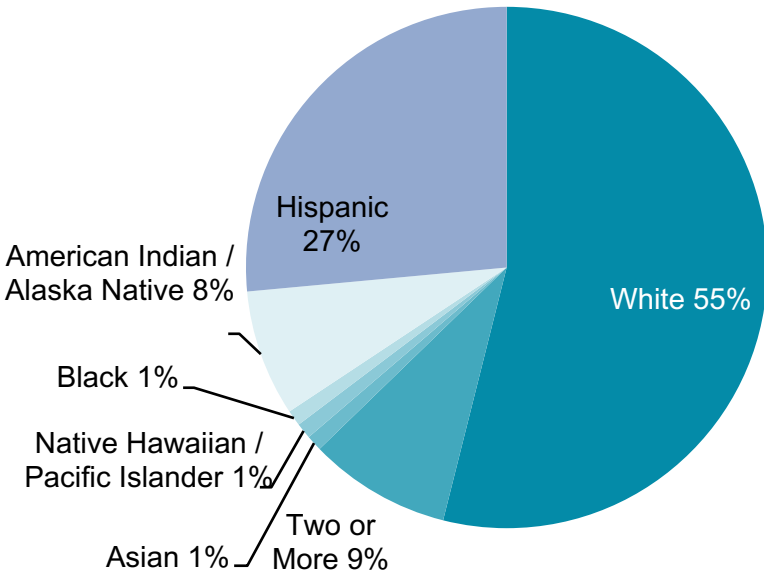
*Note: reflects daily attendance, not period attendance.

Student Demographics 2018-2019

Grade Levels Served



Race / Ethnicity Distribution



Students

% Students Multiple Enrollments	% Students Previously Listed as Dropouts	Male:Female:X	% English Language Learner
33%	**	78:22:0	3%

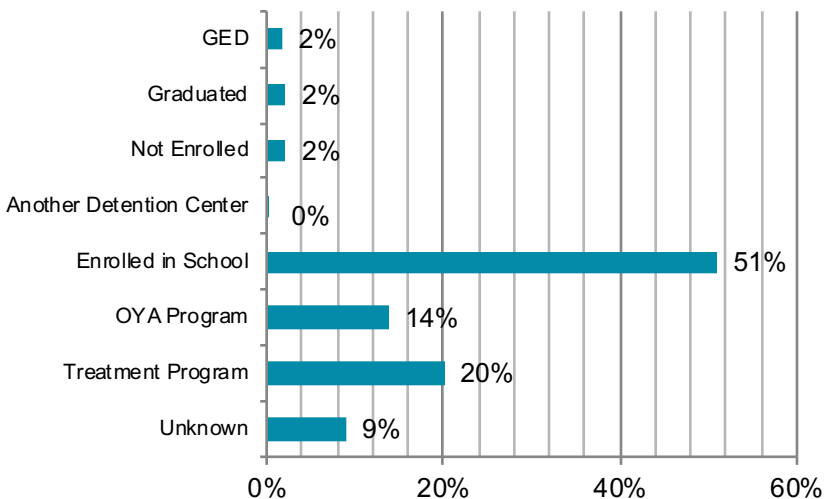
% Special Education	% Talented and Gifted	% Section 504	% Economically Disadvantaged
34%	<1%	4%	100%

Staff

Teaching Staff	Support Staff	Administrators	Instructional Assistants
1	0	0.05	0

** Data was not tracked in 2018-2019

Post Program Outcome



Performance Measures

STAR assessments are taken as pre and post at 12-week intervals. Growth is indicated as the averaging of all 12-week intervals in a school year. Student growth is measured as Grade Equivalent.

Participation rate criteria are in place to ensure district tests all eligible students.

Performance of students enrolled in the program for at least 12 weeks.

Did at least 95% of students in this program take required assessments? No

	2017-18 Average GE Intake	2018-19 Average GE Intake	2018-19 Average GE Growth
English Language Arts			
Students in grades 6-8	3.4	3.4	*
Students in grades 9-10	6.2	4.9	+1.3
Students in grades 11-12	*	*	*
Mathematics			
Students in grades 6-8	*	4.4	*
Students in grades 9-10	5.5	5.8	*
Students in grades 11-12	7.1	*	*

* Sample size is too small to publish data



MESD is a nationally accredited educational cooperative that provides programs, services, and academic placement options on a regional basis to school districts in Multnomah County and beyond.